

NEW WASHINGTON, AKLAN - HSWG Partner Reporting Recovery Shelter Activities (as of 06-OCT-2014)

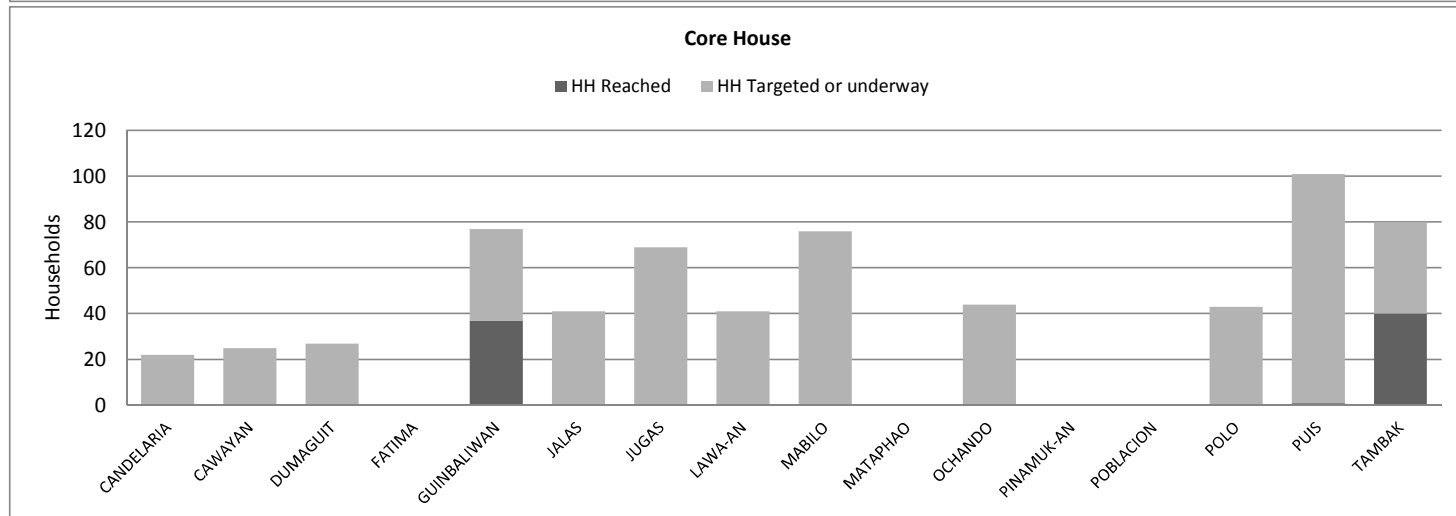
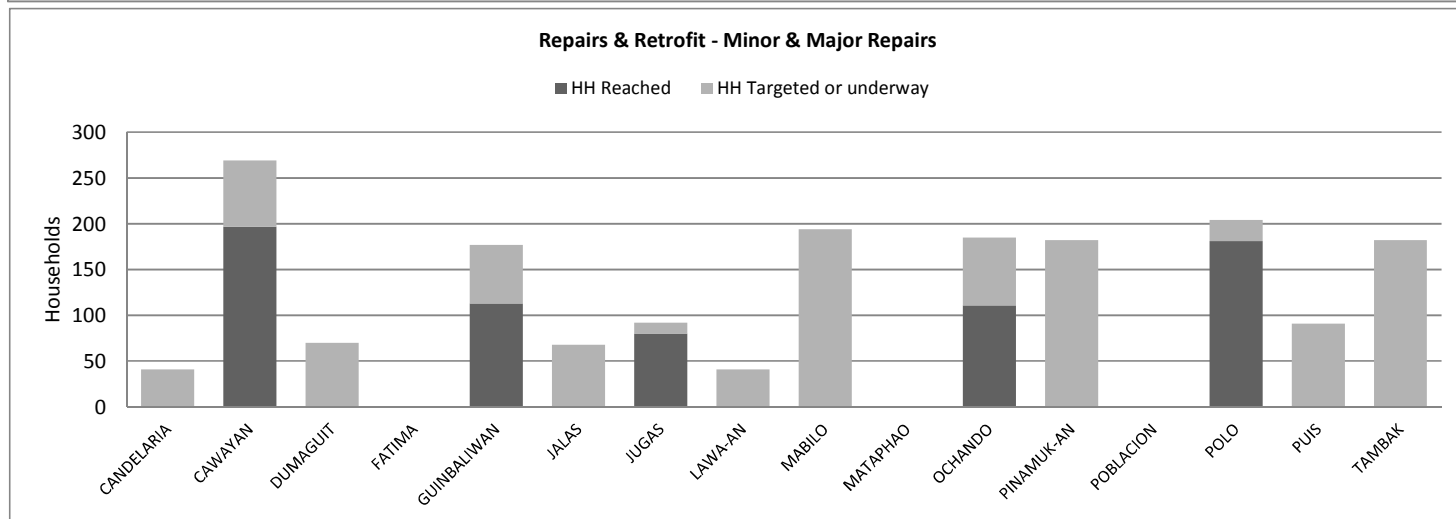
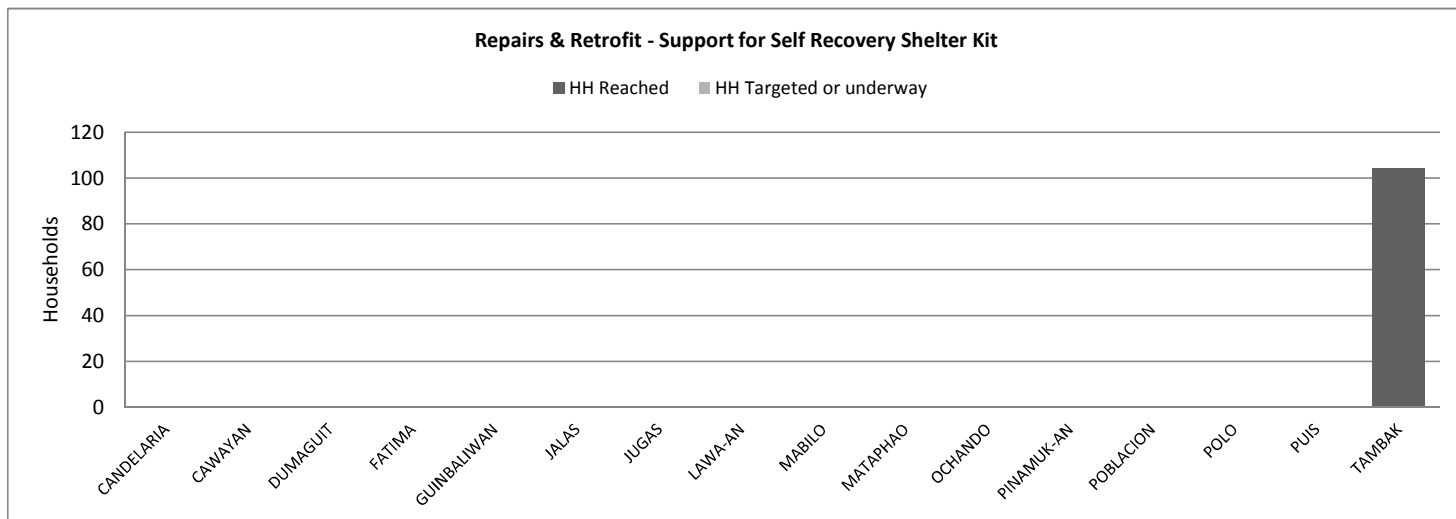
The graphs shown below represent the sum of households who have received (HH reached) or who will receive (HH targeted or underway) recovery shelter support by HSWG partner agencies. Numbers reached are those reported to the HSWG by 6th October 2014. Household number do not represent the total needs by Barangay - for this, consult with relevant Barangay or Municipality. PLEASE NOTE - scale differs in each graph.

For explanation of intervention types, please see Shelter Cluster Recovery guidelines:

<https://www.sheltercluster.org/Asia/Philippines/Typhoon%20Haiyan%202013/Documents/Recovery%20Shelter%20Guidelines.pdf>

The full data set of HSWG data can be found here:

<https://www.sheltercluster.org/Asia/Philippines/Typhoon%20Haiyan%202013/Documents/20141003%20HSWG%20Database%20for%20website.xlsx>





NEW WASHINGTON - HSWG Partner reporting

Recovery Shelter activities (as of 06-OCT-2014)

Interventions By AGENCIES

The data shown below represent the sum of households who have received (HH reached) or who will receive (HH targeted or underway) recovery shelter support by HSWG partner agencies. Numbers reached are those reported to the HSWG by 6th October 2014. The full data set of HSWG data can be found here:

<https://www.sheltercluster.org/Asia/Philippines/Typhoon%20Haiyan%202013/Documents/20141003%20HSWG%20Database%20for%20website.xlsb>

Agency	Temporary Shelter		Repairs & Retrofit		Core House		Permanent House		Total HH Reached	Total HH Targeted
	HH Reached	HH Targeted	HH Reached	HH Targeted	HH Reached	HH Targeted	HH Reached	HH Targeted		
Caritas Austria / Italiana					40	80			40	80
Citizens' Disaster Response Center			39	100					39	100
Don Bosco Network			69	69					69	69
PRC - IFRC			678	1,731	38	566			716	2,297
Grand Total			786	1,900	78	646			864	2,546



NEW WASHINGTON - HSWG Partner reporting

Recovery Shelter activities (as of 06-OCT-2014)

Interventions By BARANGAYS

The data shown below represent the sum of households who have received (HH reached) or who will receive (HH targeted or underway) recovery shelter support by HSWG partner agencies. Numbers reached are those reported to the HSWG by 6th October 2014. The full data set of HSWG data can be found [here](https://www.sheltercluster.org/Asia/Philippines/Typhoon%20Haiyan%202013/Documents/20141003%20HSWG%20Database%20for%20website.xlsx):

<https://www.sheltercluster.org/Asia/Philippines/Typhoon%20Haiyan%202013/Documents/20141003%20HSWG%20Database%20for%20website.xlsx>

Barangay	Temporary Shelter		Repairs & Retrofit		Core House		Permanent House		Total HH Reached	Total HH Target
	HH Reached	HH Target	HH Reached	HH Target	HH Reached	HH Target	HH Reached	HH Target		
CANDELARIA			0	41	0	22			0	63
CAWAYAN			197	269	0	25			197	294
DUMAGUIT			0	70	0	27			0	97
FATIMA										
GUINBALIWAN			113	177	37	77			150	254
JALAS			0	68	0	41			0	109
JUGAS			80	92	0	69			80	161
LAWA-AN			0	41	0	41			0	82
MABILO			0	194	0	76			0	270
MATAPHAO										
OCHANDO			111	185	0	44			111	229
PINAMUK-AN			0	182					0	182
POBLACION										
POLO			181	204	0	43			181	247
PUIS			0	91	1	101			1	192
TAMBAK			104	286	40	80			144	366
Grand Total			786	1,900	78	646			864	2,546

**NEW WASHINGTON - HSWG Partner reporting****Recovery Shelter activities (as of 06-OCT-2014)****Interventions By BARANGAYS & AGENCIES**

The data shown below represent the sum of households who have received (HH reached) or who will receive (HH targeted or underway) recovery shelter support by HSWG partner agencies. Numbers reached are those reported to the HSWG by 6th October 2014. The full data set of HSWG data can be found here:

<https://www.sheltercluster.org/Asia/Philippines/Typhoon%20Haiyan%202013/Documents/20141003%20HSWG%20Database%20for%20website.xlsx>

Barangays & Agency	Temporary Shelter		Repairs & Retrofit		Core House		Permanent House		Total HH Reached	Total HH Target
	HH Reached	HH Target	HH Reached	HH Target	HH Reached	HH Target	HH Reached	HH Target		
CANDELARIA			0	41	0	22			0	63
PRC - IFRC			0	41	0	22			0	63
CAWAYAN			197	269	0	25			197	294
Citizens' Disaster Response Center			4	65					4	65
PRC - IFRC			193	204	0	25			193	229
DUMAGUIT			0	70	0	27			0	97
PRC - IFRC			0	70	0	27			0	97
FATIMA										
GUINBALIWAN			113	177	37	77			150	254
PRC - IFRC			113	177	37	77			150	254
JALAS			0	68	0	41			0	109
PRC - IFRC			0	68	0	41			0	109
JUGAS			80	92	0	69			80	161
PRC - IFRC			80	92	0	69			80	161
LAWA-AN			0	41	0	41			0	82
PRC - IFRC			0	41	0	41			0	82
MABILO			0	194	0	76			0	270
PRC - IFRC			0	194	0	76			0	270
MATAPHAO										
OCHANDO			111	185	0	44			111	229
PRC - IFRC			111	185	0	44			111	229
PINAMUK-AN			0	182					0	182
PRC - IFRC			0	182					0	182
POBLACION										
POLO			181	204	0	43			181	247
PRC - IFRC			181	204	0	43			181	247
PUIS			0	91	1	101			1	192
PRC - IFRC			0	91	1	101			1	192
TAMBAK			104	286	40	80			144	366
Caritas Austria / Italiana					40	80			40	80
Citizens' Disaster Response Center			35	35					35	35
Don Bosco Network			69	69					69	69
PRC - IFRC			0	182					0	182
Grand Total			786	1,900	78	646			864	2,546